

Spirit of Mobility



BY **ARBOC**
MOBILITY

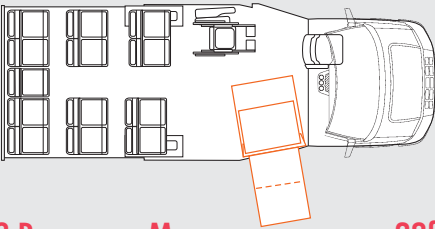
NO MORE LIFTS → NO MORE STEPS

Finally a low floor bus built on a conventional GM cutaway chassis. Our low floor is a rear wheel drive bus without the use of an expensive dropbox. The manual wheelchair ramp allows for easy loading and unloading thru the 42" electric door. The interior offers theater seating for better viewing for all riders. Our low floor bus offers a full air-ride suspension with a standard kneeling feature that allows an entrance of less than 5" from the curb without deploying the ramp. We offer a fully integrated body on chassis with fully E-COATED and bonded steel structure. (PATENT PENDING)

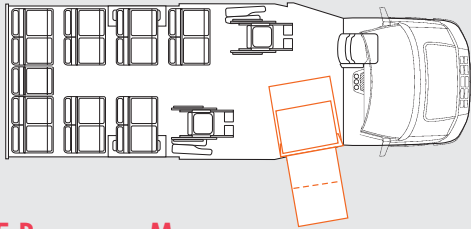
WE MORE THAN COMPLY, WE EMBRACE ADA.

FLOORPLANS

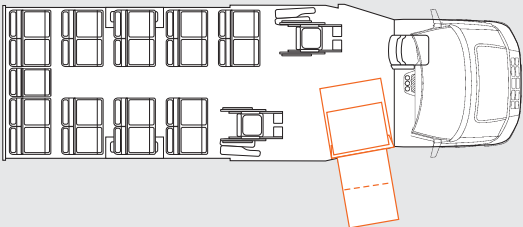
21ft, 139" WB - 15 Passenger Max



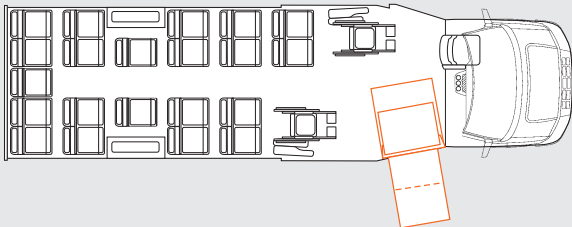
23ft, 159" WB - 19 Passenger Max



26ft, 177" WB - 23 Passenger Max



28ft, 195" WB - 25 Passenger Max



NO MORE LIFTS → NO MORE STEPS

SPECIFICATIONS

- GMC 3500 & 4500 chassis
- 12,300 lb. GVWR & 14,200 lb. GVWR
- Wheelbases- 139", 159", 177" & 195"
- Engine - 6.0L Vortec V8
- Optional - 6.6L DuraMax Diesel
- Transmission - 4 Spd Automatic
- Front Axle - IFS 4,600 lb.
- Rear Axle - 8,600 lb. (12,300 lb. GVWR)
9,600 lb. (14,200 lb. GVWR)
- Front & Rear Air Suspension
- Brakes - Hydraulic ABS
- Tires - LT245/75R16E
- Rear Wheel Drive
- Rear Air Suspension
- Fuel Tank - 57 Gallon
- Battery - Single 12V 700 CCA
- Alternator - 145 Amp
- Body Width - 96"
- Body Height - 110"
- Interior Height - 86"
- Front Door Opening - 42"
- Seating Capacity - 14 to 25 passengers

(Specifications subject to change without notice.)

STANDARD EQUIPMENT

- All Steel tubular steel cage construction with E Coat for corrosion protection
- 5/8" exterior grade plywood floor, undercoated and edge sealed prior to installation
- Poly Urea interior floor coating
- Stainless Steel safety stanchions
- Heavy Duty manual wheelchair ramp
- Interlock with ramp
- Heated ramp
- Electric door
- Interior driver rear view mirror
- High back driver seat
- Driver HVAC
- Window behind driver
- Passenger windows- top T slides, ventilating
- Alucabond walls
- Tilt Steering column
- Cruise Control
- Engine driven air pump
- LED Exterior and Interior lights
- Chrome front bumper
- Steel rear bumper - painted black
- Fuel tank access panel

POPULAR OPTIONAL EQUIPMENT

HVAC

- Passenger A/C up to 96,000 BTU
- Passenger heating 35,000 to 65,000 BTU

SEATING

- Forward facing, perimeter and combination w & w/o luggage racks
- Complete range of seat fabrics & vandal resistant seating
- Air suspension high back driver's seat

PARATRANSIT

- Full ADA without wheelchair lift
- Ricon 48" power ramp
- Full wheelchair tie downs

COMFORT, APPEARANCE & SAFETY

- Full range of front, side and rear electronic & roller destination signs
- Back up alarm
- Rear object sensors
- Anti Ride rear bumper
- First aid kit, fire extinguisher, roadside reflectors
- Roof vent - escape hatch
- Rear emergency door
- Front mounted bike rack
- Glass panels in roof for sightseeing
- Remote, heated mirrors
- Full complement of audio and visual equipment; PA systems, flat screens and DVD players

WE MORE THAN COMPLY, WE EMBRACE ADA.



Photos show standard and optional equipment.

Spirit of Mobility BY **ARBOC MOBILITY**