

Universal

Series



Meeting the Challenge!

When it comes to meeting tough requirements for performance, reliability and passenger comfort, the UNIVERSAL addresses all your concerns, whatever your transportation needs! Up to 25 passengers can travel in solid, quiet comfort with an interior styled to meet your specific application requirements.

Steel-Safe construction wraps passengers in strength and comfort. The UNIVERSAL is designed to accommodate a variety of applications without sacrificing quality. With many standard features and hundreds of options, you can have the rugged durability of an all-steel bus at an affordable price.

Specifications

Chassis	Ford E350/E450 Super Duty
On Wheelbase	138"/158"/176"/186"/190"
Engine	Gas: 5.4 V-8, 6.8 V-10; Diesel: 6.0
Transmission	E40D-4 Speed 5 Speed Auto O/D (6.0 Diesel)
Tires	Wide Profile Radial
Exterior Height	111"
Exterior Width	96"
Interior Height	78"
Interior Width	92"
Length	21'/22'/24'/25'
GVWR	10,700/11,500/14,050

"Steel-Safe" construction wraps passengers in strength and comfort. The subfloor of welded square tube steel is covered with 5/8" pressure-treated MarineTech plywood. A welded steel cage frame is filled with solid-block dense foam insulation and vacuum-laminated to a galvaneal steel exterior skin and an interior wall of vinyl-covered lauan for the side and rear walls that give you the durability and strength you need. Glaval buses have a 5 year/100,000 mile limited warranty.

**Altoona
Tested**

7 Year/200,000 Mile

Glaval Bus
A Division Of Forest River, Inc.



*Specifications subject to change without notice

Universal Series

Standard Features

Ford E350 Super Duty Chassis

- Gas Engine: 5.4 V-8, 6.8 V-10, Diesel Engine: 6.0
- 110 Amp Alternator (Single or Dual)
- 37 Gallon Fuel Tank
- Automotive Air (R134A)
- Four-Wheel Anti-Lock Brakes
- Dual Batteries
- Dual Electric Horns
- Power Steering
- Cruise Control
- Tilt Steering
- Intermittent Wipers
- Driver's Air Bag
- Dual Rear Wheels
- Radial Tires
- Chrome Grille
- Halogen Aero Headlamps
- AM/FM/CD Player w/4 Speakers
- Engine Alarm/Shutdown
- Rear Stabilizer Bar
- 5 Speed Automatic Torque Shift Transmission
- Front & Rear Disc Brakes
- Ford OEM Driver's Seat

Ford E450 Super Duty Chassis

- Gas Engine: 6.8 V-10, Diesel Engine: 6.0
- 110 Amp Alternator (Single or Dual)
- 55 Gallon Fuel Tank
- Automotive Air (R134A)
- Four-Wheel Anti-Lock Brakes
- Dual Batteries
- Dual Electric Horns
- Power Steering
- Cruise Control
- Tilt Steering
- Intermittent Wipers
- Driver's Air Bag
- Dual Rear Wheels
- Radial Tires
- Chrome Grille
- Halogen Aero Headlamps
- AM/FM/CD Player w/4 Speakers
- Engine Alarm/Shutdown
- Rear Stabilizer Bar
- 5 Speed Automatic Torque Shift Transmission
- Front & Rear Disc Brakes
- Ford OEM Driver's Seat

Conversion

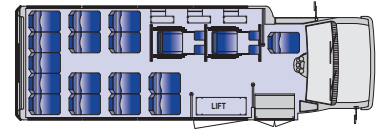
- Single-Piece Vacuum-Laminated Structural Panel Assembly Including Steel Frame, Dense Foam Insulation, Galvanneal Steel Exterior and Grey Vinyl-Coated Luan Interior Panels
- Galvanized Step Well
- 5/8" Pressure-Treated MarineTech Plywood Flooring
- Flooring, Gray Koroseal Ribbed Center; Smooth Under Seats
- Fiberglass Front Cap and ABS Rear Cap
- 32" x (22" or 46") Windows w/T-Slides
- Full View Curb Window
- Non-Rusting, Manual Double Entry Door
- Track Seating

Electrical

- Electrical Panel
- Circuit Breakers
- Stepwell Lights

Interior

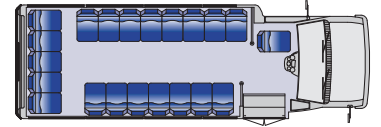
- Modesty Panel, Curb Side
- Stainless Steel Stanchion, Curb Side



15 passengers plus 2 wheelchairs and driver.

Exterior

- White Exterior
- Fiberglass Composite Roof
- Side-Mounted Rear View Mirrors
- Rear Center Brake Light
- Front Chrome Bumper
- Rear Bumper, Powder Coated Steel
- Rear Mud Flaps
- Exterior Rub Rails
- Galvanized Steel Wheel Wells
- Undercoating w/Warranty
- Window Drip Rail
- Front End Alignment



20 passengers and driver.

Popular Options

Chassis

- Airporter Style Cab w/Flat Floor or Std. Floor
- Block Heater
- Exhaust (Roadside Std.) Curb-side or Rear Opt.
- Fast Idle
- Hour Meter
- Hubodometer
- Jack and Lug Wrench
- MorRyde® Suspension
- Rear Step Bumper
- Romeo Rim Bumper (Front/Rear)
- Spare Tire
- Stainless Steel Wheel Inserts
- Telma Retarder
- Rear Tow Hooks
- Slide-Out Battery Tray
- Exhaust, Rear
- Front Mud Flaps
- Anti-Ride Bumper
- Chrome Exhaust Deflector

Climate Control

- 40,000 – 98,000 BTU Air Conditioning - Carrier
- 35,000 BTU Heater
- 65,000 BTU Heater
- Pre-Heater (Recommended for 6.0 Diesel in Cold Climates)
- Ducted Air System

Electrical

- 200/170 Amp Alternator (PennTex)
- AM/FM/CD/Cassette w/Page and 4 Speakers
- Defrost Fan
- Destination Sign, Single
- Destination Sign, Multiple
- Dome Lights, Door Activated
- Door Ajar Buzzer and Light
- 8D Battery w/Slide-Out Tray
- PA System
- 12V Fluorescent Light
- Side Directional Lights
- Additional Speakers
- Mirrors, Exterior Remote Heated
- Two-Way Radio Prep
- TV/VCP Package

Exterior

- Electric Door, 30" w/Ext. Key Switch
- Electric Door, 40" w/Ext. Key Switch
- Door, 40" Manual Entry
- Door, Rear Exit without Window
- Door, Rear Exit w/1 Window
- Door, Rear Exit w/2 Windows
- Driver's Aluminum Running Board
- Painted, Galvanneal Steel Skin Roof
- Stepwell, Stainless Steel
- Underbelly Steel
- Galvanized Floor
- Galvanized, All Structure
- Locking Fuel Door
- Solid "Bonded" Window
- Solid Standard Window

Exterior Paint

- Custom Paint/Custom Graphic
- Painted Wheel Rims
- Various Graphics Packages
- Std. Blackout Windows
- Full Blackout Windows
- Painted Skirt

Paratransit

- ADA Lighting (Lift and Door)
 - ADA Signs
 - Belt Storage Box
 - Interlock System
 - Padding Kit
 - Surlok Tiedowns
 - Surlok Retractor System
 - Q-Straint Tiedowns
 - Q-Straint Retractor System
 - Lift Package, Braun Front*
 - Lift Package, Braun Rear*
 - Lift Package, Ricon Front*
 - Lift Package, Ricon Rear*
- *Includes: Doors; Lift; Park Interlock; ADA Signs; Door Activated Lift and Entrance Lighting, Rear Exhaust (Rear or Roadside Exhaust Required on Rear Lift Models.)

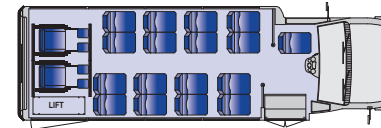
Safety

- Backup Alarm
- Escape Hatch, Standard
- Escape Hatch, Deluxe
- Exit Window Alarm
- Hand Rail, Entrance (Right Hand)
- Hand Rails, Overhead
- Mirror, 9" Round Convex
- Mirror, Cross View
- Mirror, Interior (6"x16")

- Triangles
- Additional Emergency Egress Window
- Fresnel Lens
- Safety Package: Extinguisher; FA Kit; Triangles; Backup Alarm
- Manual Seat Belts
- Retractable Seat Belts
- Drive Cam System

Interior

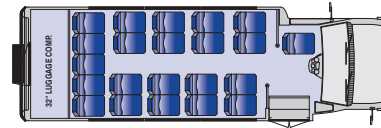
- Carpeted Walls
- Ceiling Feature Panel and Modesty Panel Treatment
- Koroseal Flooring Color Choice
- Flat Floor
- Seating: Freedman, Various Fabric Levels Available
- Driver's Seat



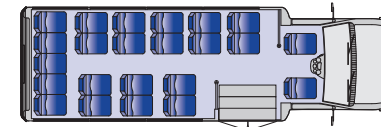
16 passengers plus 2 wheelchairs and driver.

Luggage/Storage

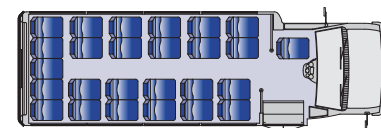
- Interior Luggage Racks (Various Sizes)
- Overhead Luggage Racks w/Lights
- Rear Luggage Compartment
- Moveable Luggage Wall Package
- Front Glove Box
- Cargo Net



21 passengers and driver.



22 passengers and driver.



25 passengers plus driver.

Floor plans shown are only a few of the designs available. Due to continuous improvement and market changes, specifications and options subject to change without notice.

Your Glaval Bus Dealer:



A Division Of Forest River, Inc.

914 CR 1 • Elkhart, IN 46514
800-445-2825 or 574-262-2212
Fax: 574-264-4259
www.glavalbus.com

