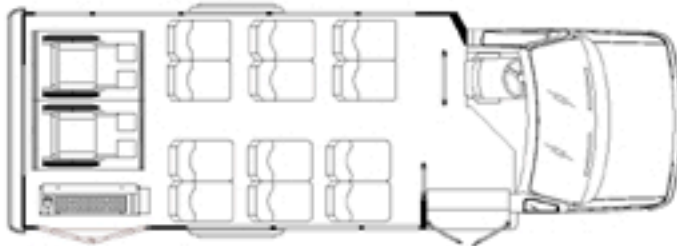


## GCII

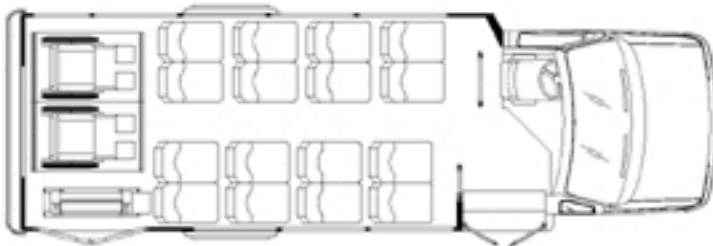


- Altoona tested for 7 years/200,000 miles
- Ultra quiet operation
- Front engine access


## Sample Floor Plans



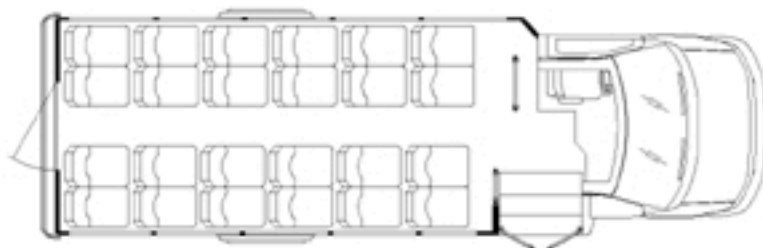
12 Passenger/2WC



16 Passenger/2WC



21 Passenger w/Rear Luggage



24 Passenger

\*-Floor plan subject to weight analysis

## Body Features

Passengers (Adult)	8 - 25
Overall Length	263" to 318"
Overall Height	115"
Body Width	94"
Headroom	79"
Structure	Fully welded, steel cage
Exterior	High gloss fiberglass

## Chassis Features

Chassis	Ford E-350 or E-450 Chevrolet G3500 or G4500
Engine	5.4L or 6.8L Gas or 6.0L Dsl 6.0L Gas or 6.6L Dsl
Transmission	Automatic
Wheel Base	138" to 190"
Weight	11,500# to 14,500# GVWR

## Options

Exterior	Aluminum
Heat & A/C	Rear heat and A/C available
Audio	AM/FM/CD stereo or P/A
Video	LCD flipdown screens DVD player
Seats	Rigid, recliner or 3PT
Wheelchair Lift	Braun or Ricon
Overhead Luggage	Available with or without reading lights
Rear Luggage	Variety of sizes available