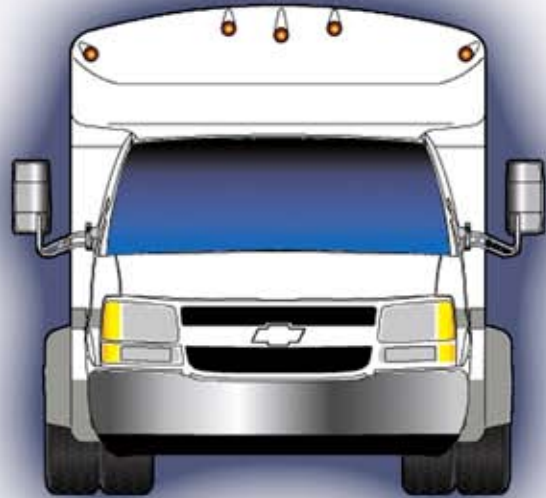




GOSHEN COACH

Thor Industries Commercial Bus Division



Introducing the all new

Pacer LS

Pacer *Limited Series* Standard Features (LS)



Limited Series Graphic Package

226" - 280" Overall Length

72" Headroom

85" Exterior Width (not including fenders or mirrors)

106" Exterior Height (excluding hatch)

36" Electric Entry Door

Key Switch For Electric Door

5/8" Exterior Plywood Floor

Interior Walls - Grey vinyl board from ceiling to bottom of windows; Black and grey marble vinyl board from floor to bottom of windows

Gray Vinyl Pads and Cab Area

"Styled" Painted Aluminum Skirts

24" x 36" Solid Windows

Driver and Co-pilot Seating positions (plug door - optional)

Driver and Co-pilot Running Boards

Electric Windows and Door Locks in Cab

Rain Gutters Over Windows

ICC Marker & Clearance Lights Front and Rear

Entry Door Modesty Panel

Step-Well Lights (2)

Fully Undercoated

Exhaust Routed Streetside

Altoona Tested: 4Year/100,000 Mile

Vacuum Laminated Steel Cage Construction

81" Interior Width

Black Rubber Aisle 18" With Carpet Under the Seats

FRP One Piece Roof

Ceiling - Grey vinyl Board

White Aluminum Exterior (high gloss fiberglass - optional)

One Egress Window per Side and Rear

Red Lights at Egress Windows

4" Taillights

Exterior Mirrors w/ convex

Rear Mud Flaps

All Wiring Color and Function Coded

Tilt and Cruise Control

Meets FMVSS 220 & 221

Stainless Steel Wheel Inserts

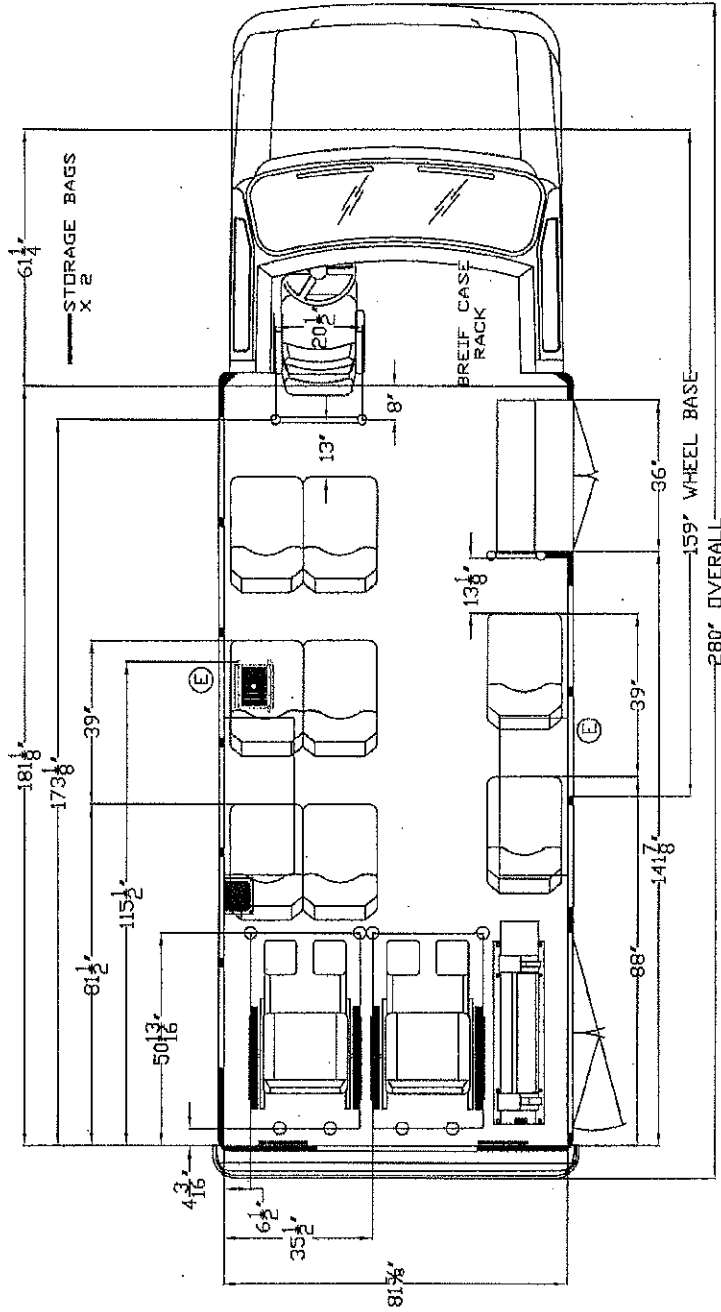
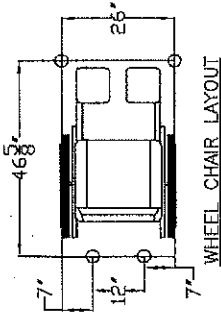
Back-up Alarm

Deluxe Radio - AM/FM/CD w/ 4 Speakers

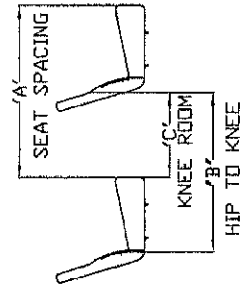
Parallel Entrance Grab Rails - Both Sides

Due to constant product improvements; specifications, component parts and optional equipment are subject to change without notice or obligation.

Rev. A	Revision Description OK & REL	By ARS	Date 3-19-07	ECN / P/PCN N/A



SEAT STYLE	SEAT SPACING 'A'	HIP-TO-KNEE 'B'	KNEE ROOM 'C'
MID. HIGH	39"	35"	16-3/4"



DO NOT SCALE

Drawing Name / Description: FLOOR PLAN, 8P/2WC/159WB/280BDY

Unit Number: 25161 Leet Drive Elkhart, IN 46514 (574) 970-6300

Models: L.L.L.L. GOSHEN COACH

Reference: GC Part Number: 0123995

Drawing Number: 0123995

Revision: A

Class Code: Sheet 1 of 1

File Location: FP/PACER LS/159-280

Work Instruction Reference: N/A

Units: INCHES

Drawn: ARS

Date: 3-19-07

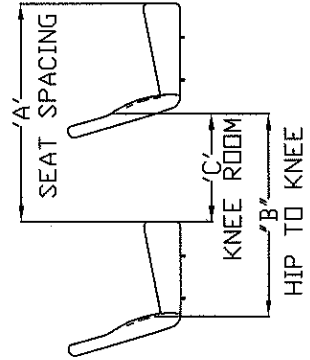
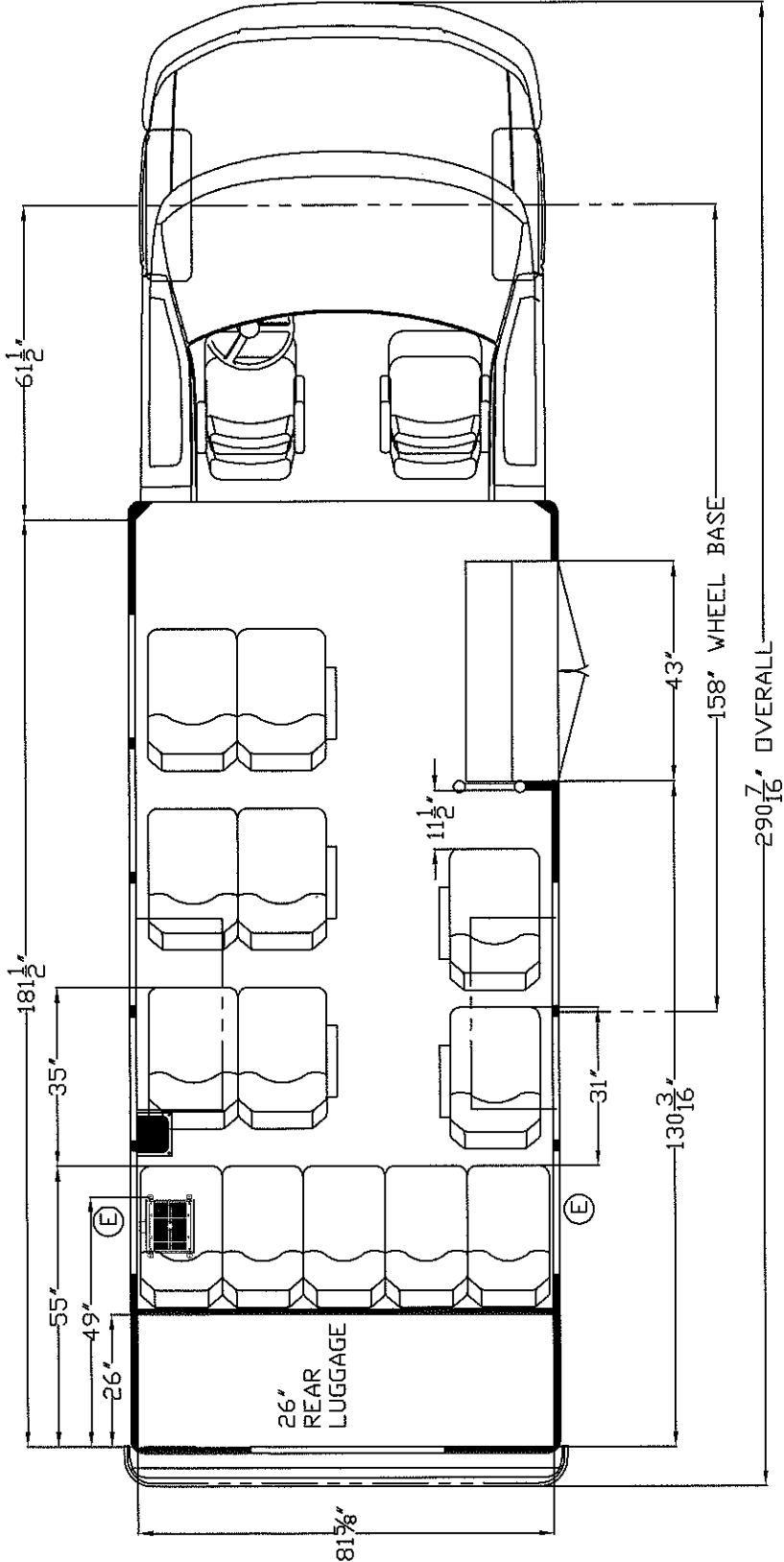
Scale: N/A

Tolerances: +/- 1/16" +/- 1"

Unless Noted Otherwise

THIS DRAWING AND THE INFORMATION CONTAINED THEREON ARE THE EXCLUSIVE PROPERTY OF GOSHEN COACH (THESE INDUSTRIES, INC.). IT IS NOT TO BE REPRODUCED, COPIED, REPRODUCED, OR TRANSMITTED IN ANY FORM OR BY ANY MEANS, WITHOUT THE WRITTEN CONSENT OF GOSHEN COACH. IT IS LOANED FOR USE WITH REFERENCE TO WORK UNDER CONTRACT WITH, OR PROPOSALS SUBMITTED TO GOSHEN COACH.

Rev.	Revision Description	By	Date	ECN / P/PCN
A	DR&REL	ARS	2-23-07	N/A



SEAT STYLE	SEAT SPACING 'A'	HIP-TO-KNEE 'B'	KNEE ROOM 'C'
HI BACK	35"	33 1/2"	15"
HI BACK	31"	29 1/2"	11"

DO NOT SCALE

Drawing Name / Description: FP PACER LTD/13PASSENGER/26"RL/158/291

Unit Number: 25161 Leer Drive
Elkhart, IN 46614
(574) 876-0063

Reference: GC Part Number: 0122323

Model: 0122323

Work Instruction Reference: N/A

Scale: N/A

Units: INCHES

Drawn: ARS

Date: 2-23-07

Configuration: PACER LS

Revision: A

Sheet 1 of 1

File location: PACER LS

Tolerances:
+/- 1/16"
+/- .1"

Unless Noted Otherwise

THIS DRAWING AND THE INFORMATION CONTAINED THEREON ARE THE EXCLUSIVE PROPERTY OF GOSHEN COACH (OR OTHER INDUSTRIES, INC.) IT SHALL NOT BE COPIED OR DUPLICATED IN ANY MANNER, NOR SHALL IT BE SUBMITTED TO OUTSIDE PARTIES FOR EXAMINATION WITHOUT OUR WRITTEN CONSENT. IT IS LOANED FOR USE WITH REFERENCE TO WORK UNDER CONTRACT WITH, OR PROPOSALS SUBMITTED TO GOSHEN COACH.

A